

Hi-MO **4m**

LR4-72HPH 430~460M

- Suitable for ground power plants and distributed projects
- Advanced module technology delivers superior module efficiency
 - M6 Gallium-doped Wafer
 - 9-busbar Half-cut Cell
- Excellent outdoor power generation performance
- High module quality ensures long-term reliability

12

12-year Warranty for
Materials and Processing

25

25-year Warranty for Extra
Linear Power Output

Complete System and Product Certifications

IEC 61215, IEC 61730, UL 61730

ISO 9001:2008: ISO Quality Management System

ISO 14001:2004: ISO Environment Management System

TS62941: Guideline for module design qualification and type approval

OHSAS 18001: 2007 Occupational Health and Safety



LONGI



21.2%
MAX MODULE
EFFICIENCY


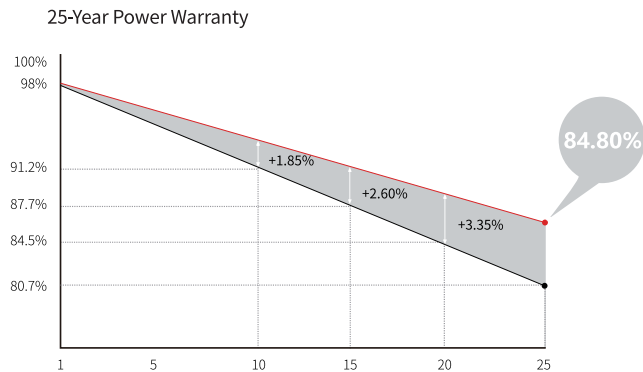
0~+5W
POWER
TOLERANCE

<2%
FIRST YEAR
POWER DEGRADATION

0.55%
YEAR 2-25
POWER DEGRADATION

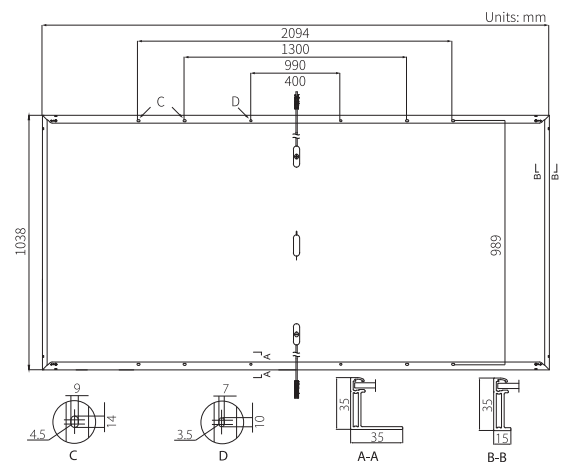
HALF-CELL
Lower operating temperature

Additional Value



Mechanical Parameters

Cell Orientation	144 (6×24)
Junction Box	IP68, three diodes
Output Cable	4mm ² , positive 400 / negative 200mm length can be customized
Glass	Single glass, 3.2mm coated tempered glass
Frame	Anodized aluminum alloy frame
Weight	23.3kg
Dimension	2094×1038×35mm
Packaging	30pcs per pallet / 150pcs per 20' GP / 660pcs per 40' HC



Electrical Characteristics

STC : AM1.5 1000W/m² 25°C Test uncertainty for Pmax: ±3%

	430	435	440	445	450	455	460
Power Class	430	435	440	445	450	455	460
Maximum Power (Pmax/W)	430	435	440	445	450	455	460
Open Circuit Voltage (Voc/V)	48.5	48.7	48.9	49.1	49.3	49.5	49.7
Short Circuit Current (Isc/A)	11.31	11.39	11.46	11.53	11.60	11.66	11.73
Voltage at Maximum Power (Vmp/V)	40.7	40.9	41.1	41.3	41.5	41.7	41.9
Current at Maximum Power (Imp/A)	10.57	10.64	10.71	10.78	10.85	10.92	10.98
Module Efficiency(%)	19.8	20.0	20.2	20.5	20.7	20.9	21.2

Operating Parameters

Operational Temperature	-40°C ~ +85°C
Power Output Tolerance	0 ~ +5 W
Voc and Isc Tolerance	±3%
Maximum System Voltage	DC1500V (IEC/UL)
Maximum Series Fuse Rating	20A
Nominal Operating Cell Temperature	45±2°C
Protection Class	Class II
Fire Rating	UL type 1 or 2

Mechanical Loading

Front Side Maximum Static Loading	5400Pa
Rear Side Maximum Static Loading	2400Pa
Hailstone Test	25mm Hailstone at the speed of 23m/s

Temperature Ratings (STC)

Temperature Coefficient of Isc	+0.048%/°C
Temperature Coefficient of Voc	-0.270%/°C
Temperature Coefficient of Pmax	-0.350%/°C